



# Activities Solutions

How did you do?



Department for  
**Infrastructure**  
An Roinn  
**Bonneagair**

[www.infrastructure-ni.gov.uk](http://www.infrastructure-ni.gov.uk)

# Road Safety Quiz

## See answers below

### 1. How do you stop traffic at a pelican crossing?

Let drivers see you and wait

Push the button and wait for the green man signal

Stand at the kerb until the traffic stops

### 2. You need to use an appropriate car seat if you're under 12, and shorter than what height?

120cm  135cm  150cm

### 3. The Green Cross Code is a guide to help you cross the road safely. The steps for crossing safely are:

Find a safer place to cross. Stop, look, listen and think! Cross when there is no traffic coming and there is enough time to walk across the road. Keep looking and listening for traffic while you cross.

Find a safer place to cross. Look and listen, stop. Cross when there is enough time. Look and listen then run.

Stop. Find a place to cross. Look and listen. Cross when there is enough time. Look to the left, then walk - do not run.

### 4. If there is no pavement or footpath you should:

Walk on the road in the same direction as traffic.

Walk on the side of the road, so that you're facing the traffic coming towards you.

Walk on the road, and move in and out of traffic.

### 5. When travelling in a car always:

Distract the driver

Throw rubbish out of the window

Wear a seatbelt

### 6. This sign means:



No cycling

Cycling allowed

Give way to cycles

### 7. Walking at night it's safest to wear:

Warm clothes

Waterproof clothes

Reflective clothes

### 8. How should you cross the road at a Zebra Crossing:

Just walk across the road

Press the button and wait for the green man

Wait on the pavement until all the traffic has stopped

### 9. When being dropped off at school where should parents NOT park?

The car park or area for parent's cars

A safe place near the school

On the zig-zag Lines

**10. What side should you be on if you are walking along a road with no footpath?**

On the left hand side with your back to traffic

On the right hand side facing oncoming traffic

Doesn't matter

**11. What should you NOT do when crossing the road?**

Text or play on your mobile phone

Find a safe place to cross

Look and listen for traffic

**12. What should you wear if you are playing on your scooter?**

Helmet

Earphones

Superman outfit

**13. If the School Crossing Patrol is helping you cross the road, what should you do?**

Walk behind the Patrol, so he/she cannot see you

Walk in front of the Patrol, so he/she can see you

Walk beside the Patrol all the way

**14. How should you warn other road users that you are approaching on your bike?**

Ring your bell

Shout

Wave your arms

**15. What type of clothing should you wear when you are riding your bike in daylight?**

Bright or fluorescent material

Dark material

Fancy dress material

**16. How should you signal if you are riding a horse on the road?**

Indicate by using your arm

Don't indicate

**17. What is the purpose of a footbridge?**

To help pedestrians cross a busy road via a bridge

To help pedestrians cross a busy road via an underpass

To help horse riders cross the road

**18. If the zebra crossing has a pedestrian island in the middle of the road, how should you treat this crossing?**

As one full crossing

As two separate crossings

Doesn't matter

**19. What is the purpose of a subway?**

To help pedestrians cross a busy road using a tunnel under the road

To help pedestrians cross a busy road using a bridge over the road

To help pedestrians find a library

**20. Where are Belisha Beacons usually found?**

A Puffin Crossing

A Zebra Crossing

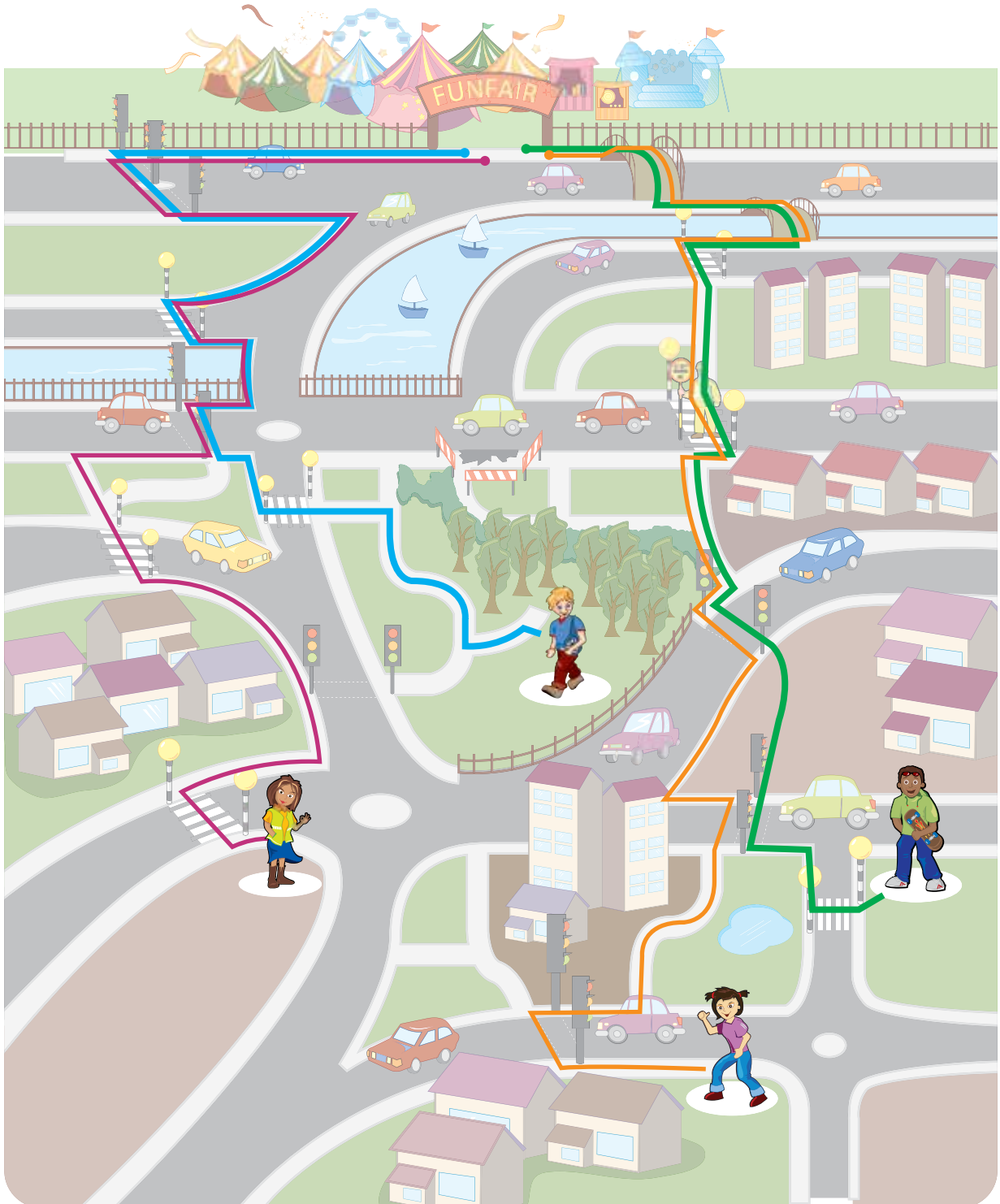
A Pelican Crossing

Name: \_\_\_\_\_

Class: \_\_\_\_\_

# Find the safest route

Can you help the Street Safe Squad find the safest route to the Fun Fair?



# Green Cross Codebreaker!

## How well do you know your Green Cross Code?

Fill in the blanks and number the pieces so the code is complete and in the right order.

1

First find a **safer** place to cross, then **stop**.



4

**Cross** when there is no traffic and there is enough **time** to get to the other side without running. If you are unsure don't cross.



2

**Stand** on the pavement, but not too close to the edge of the kerb.



5

Keep **looking** and **listening** for traffic as you cross the road. **Walk** straight across the road. Do not run.




3

**Look** and **listen** in all directions for any traffic and **think** about what you are doing.



# Crossword solution

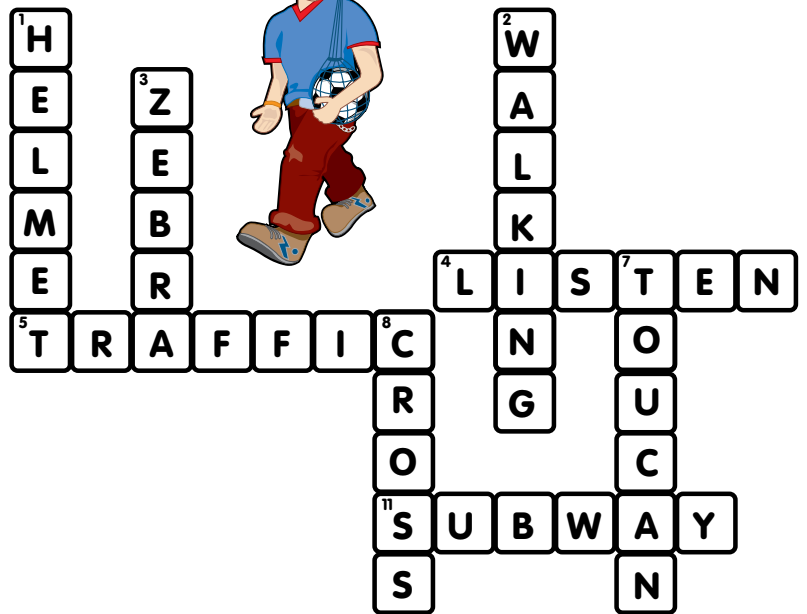


## Across

- 4. listen
- 5. traffic
- 9. seatbelt
- 10. reflective
- 11. subway
- 12. stop

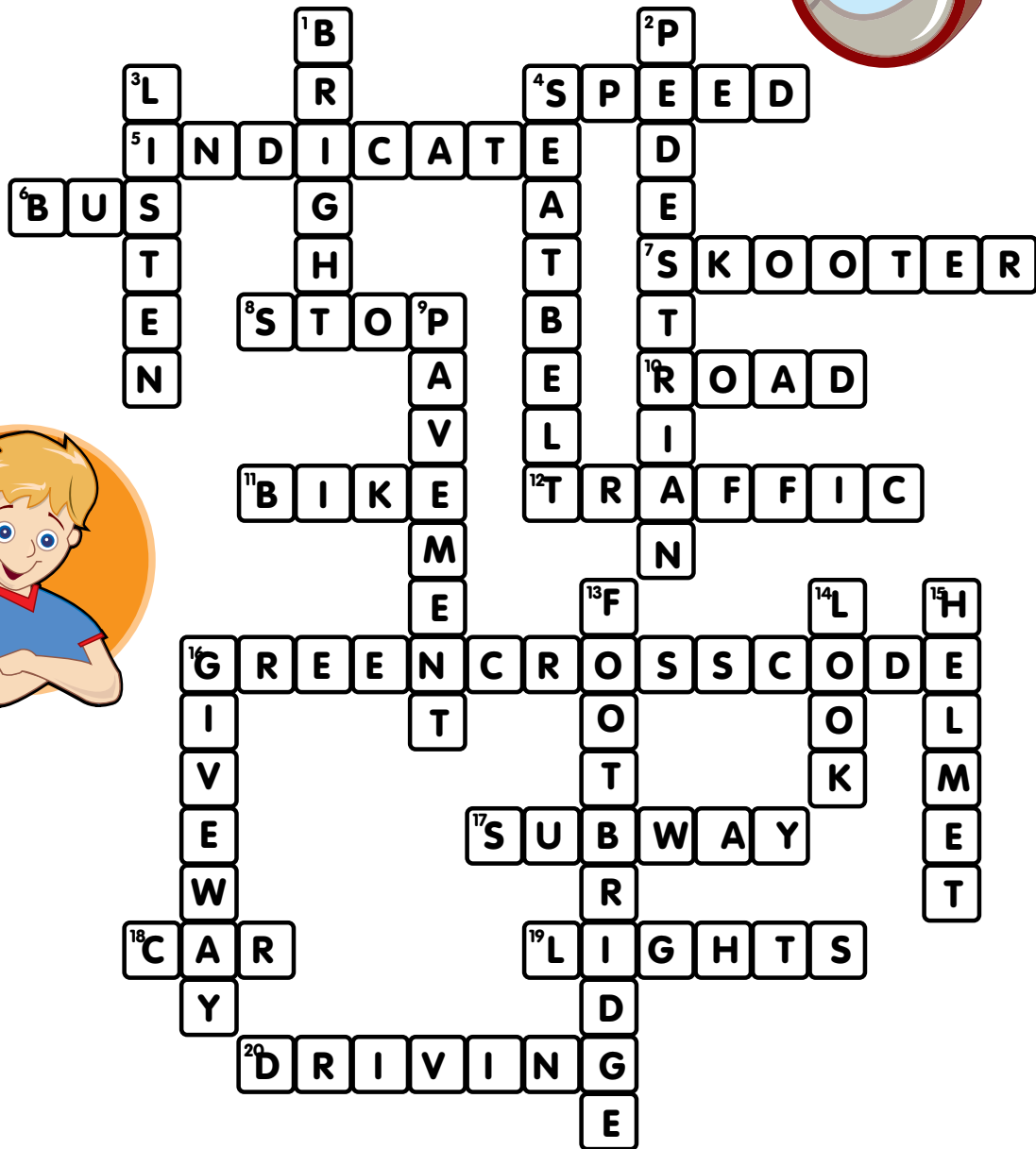

## Down

- 1. helmet
- 2. walking
- 3. zebra
- 6. pavement
- 7. toucan
- 8. cross





# Crossword



## Across


4. \_\_\_\_\_ limit (5)
5. How cars signal what direction they are going (8)
6. Popular form of public transport (3)
7. Name of Road Safety character (Check your Road Safety calendar) (7)
8. \_\_\_\_\_, Look, Listen (4)
10. What do cars travel along? (4)
11. Two wheeled method of transport (4)
12. \_\_\_\_\_ jam (7)
16. Guidance on how to keep safe on the road (5,5,4)
17. Underground crossing (6)



18. What do people drive? (3)
19. How drivers see better at night, by using their \_\_\_\_\_ (6)
20. \_\_\_\_\_ test a person needs to do in a car (7)

## Down

1. Wear \_\_\_\_\_ clothes during daylight (6)
2. A person travelling by foot? (10)
3. STOP, LOOK, \_\_\_\_\_ (6)
4. What should everyone wear when travelling in the car (4,4)
9. What do pedestrians walk on? (8)
13. Crossing located above the road (10)
14. STOP, \_\_\_\_\_, LISTEN (4)
15. What should you wear whilst riding your bicycle? (6)
16. Road sign instructing drivers to wait until the road is clear at a junction (4,3)

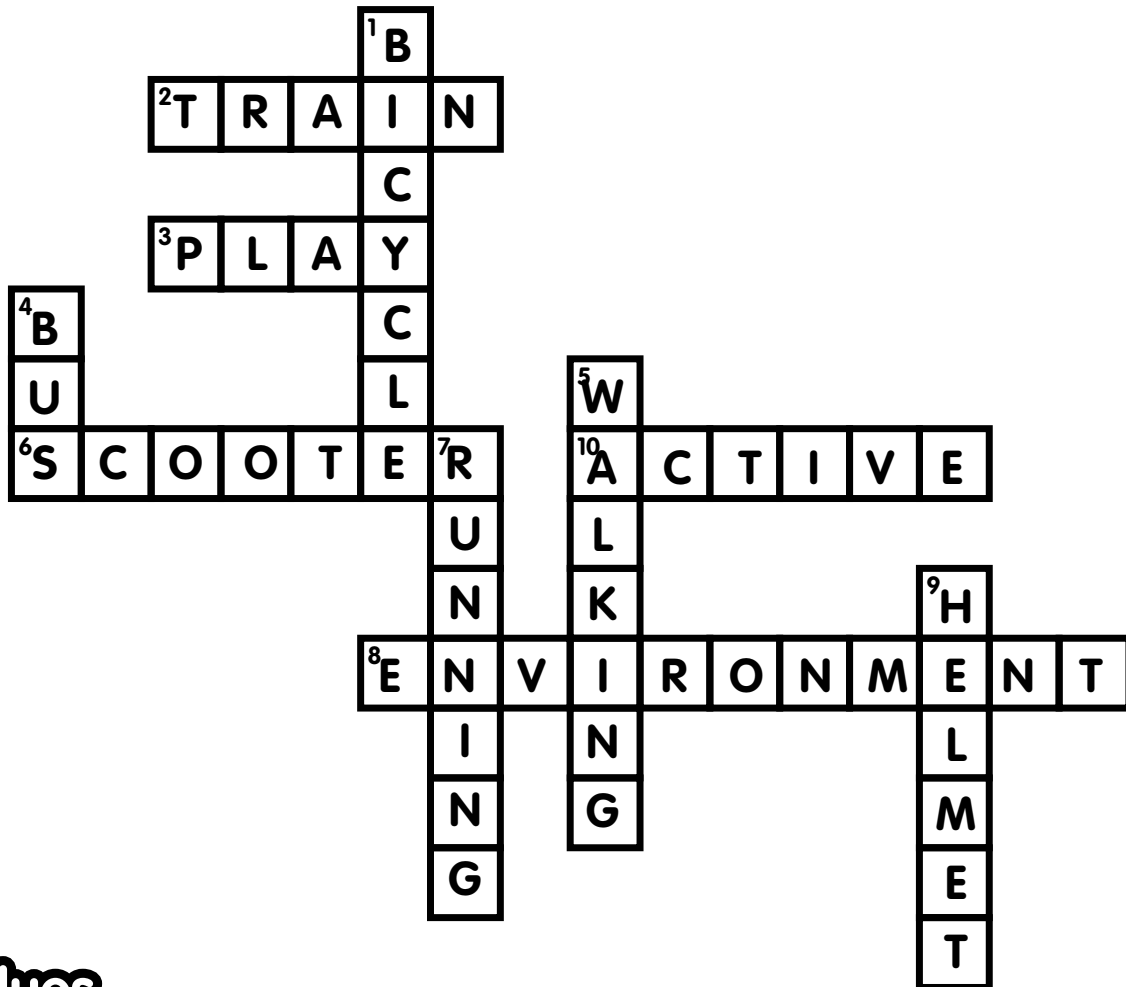


Name: \_\_\_\_\_

Class: \_\_\_\_\_

# Be active, help the environment

How good are you at staying active and caring for the environment? See if you can complete the crossword using the clues below.



## Clues

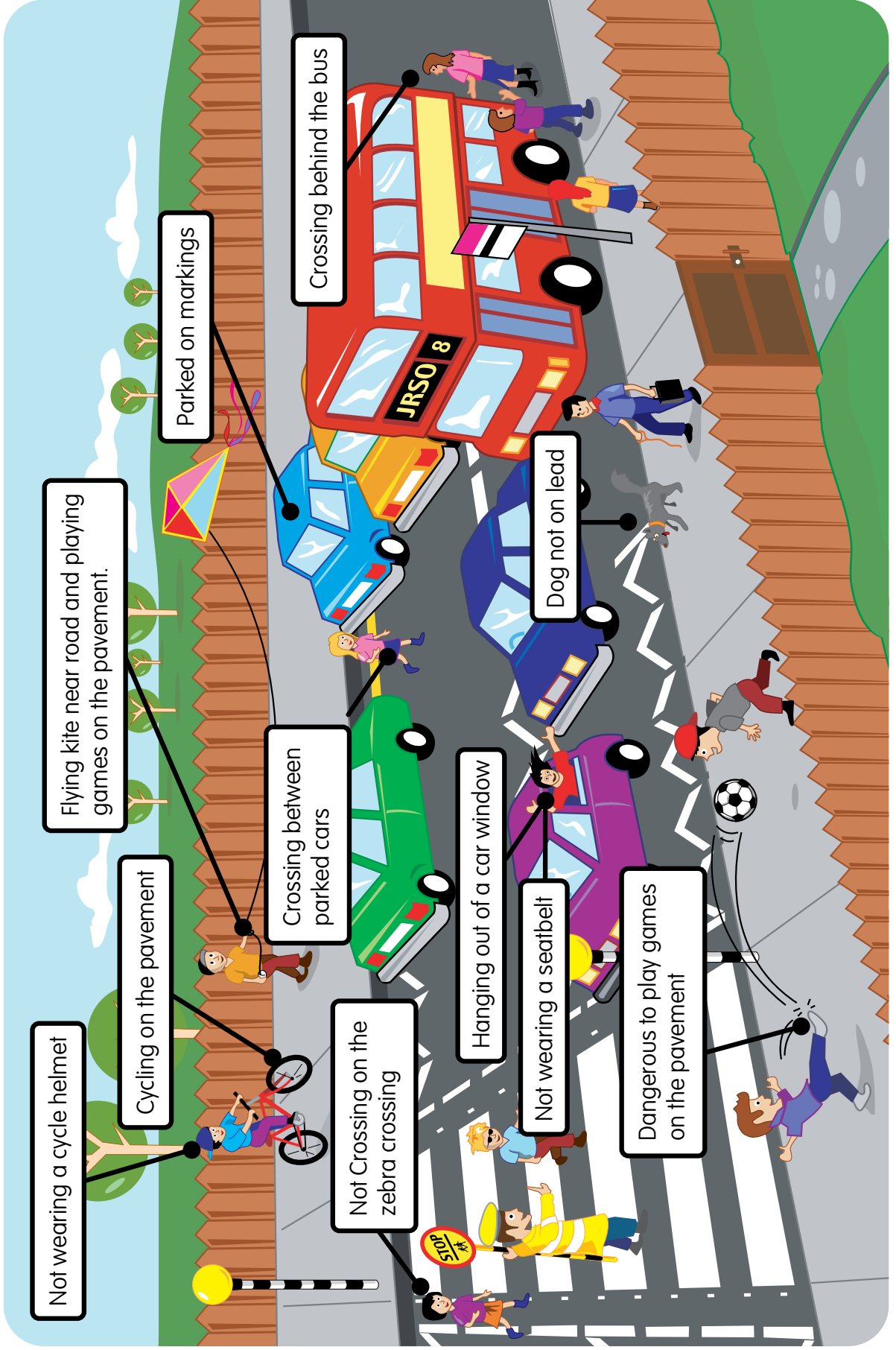
### Across:

- 2: Runs on a track \_\_\_\_\_
- 3: It's good to \_\_\_\_\_  
in a safe place
- 6: Like a bicycle, but with  
no pedals \_\_\_\_\_
- 8: Our surroundings?  
\_\_\_\_\_
- 10: When we move around  
we are keeping \_\_\_\_\_

### Down:

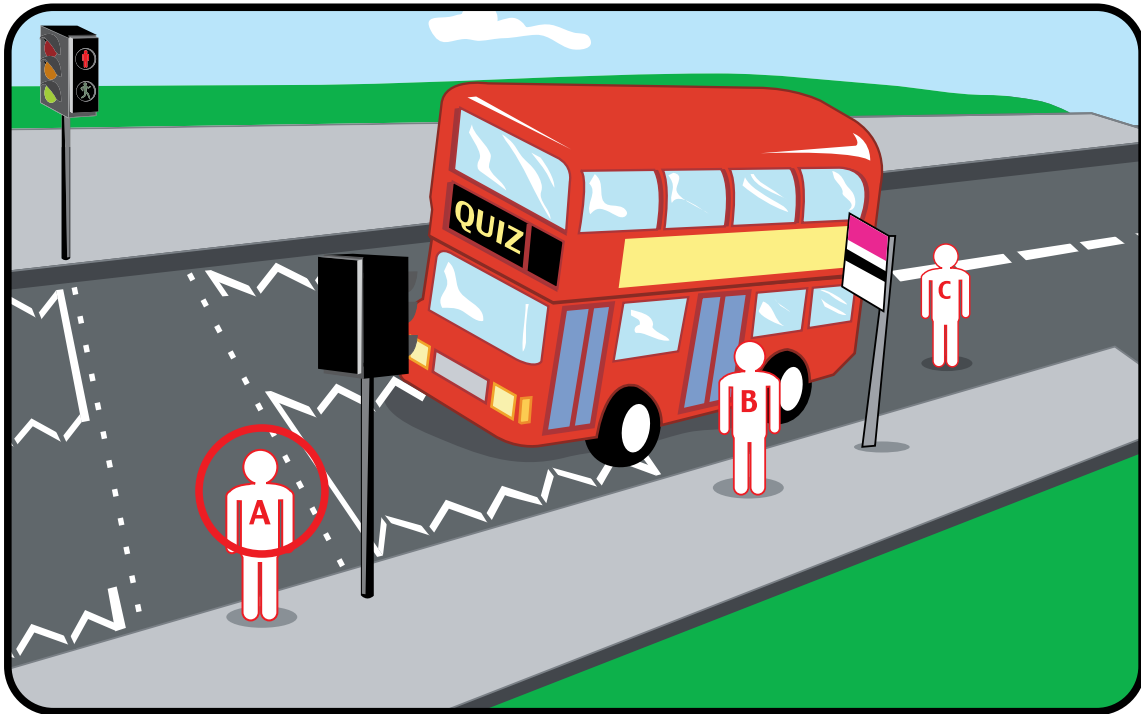
- 1: 2 wheels & pedals  
\_\_\_\_\_
- 4: A form of public transport  
---
- 5: Opposite to running  
\_\_\_\_\_
- 7: Opposite to walking  
\_\_\_\_\_
- 9: Something you wear on your  
head while cycling \_\_\_\_\_

# Spot the hazards



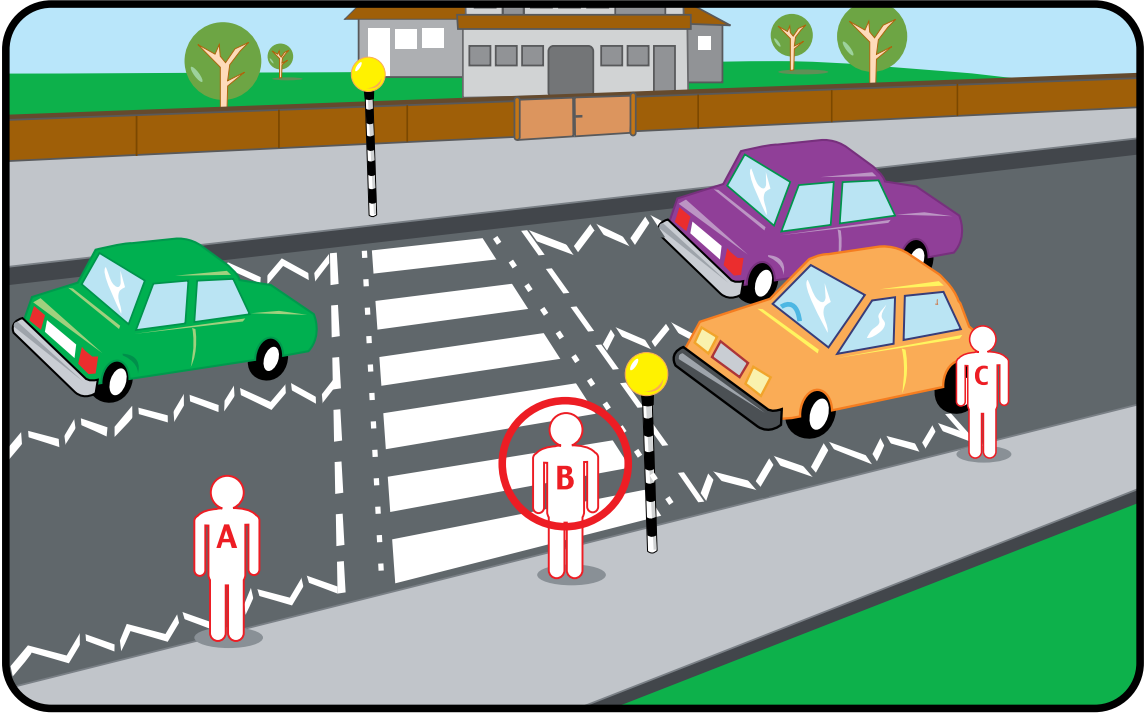
# Safe crossing places

Circle where you would cross after leaving a bus and say why.



**Answer:** Person A is crossing at the safest place. Even if you can't see any vehicles you should always cross at a crossing if there is one. Drivers expect you to cross here.

**Circle the person who has chosen the safest place to cross to get to school and say why.**



**Answer:** Person B has chosen the safest place to cross - the zebra crossing. Drivers expect you to cross here.

# Unscramble these Words



cleyc  
cycle

eesdp  
speed

isgtlh  
lights

iatx  
taxi

spto  
stop

knhit  
think

rac  
car

olok  
look

nsteli  
listen

rlory  
lorry

ubs  
bus

# Unscramble these Words



erkdap rsca  
parked cars

nieplac gsorscin  
pelican crossing

enegr srcso dceo  
green cross code

cloohs ginrocss torlpa  
school crossing patrol

gnidvri  
driving

fifcrat gstlhi  
traffic lights

laikwgn  
walking

cpoeil focfeir  
police officer

iednpsetar  
pedestrian

vatmpene  
pavement

godfotbrie  
footbridge

otolcymrce  
motorcycle

erbza osicngsr  
zebra crossing

yaubsw  
subway

fcfirta dainsl  
traffic island



# Word search

Try to find the words below




S	T	H	E	L	M	E	T	R	A	R	C	B
O	L	F	F	K	D	M	E	P	G	O	F	N
Q	U	A	O	P	L	N	S	V	N	A	E	J
C	R	O	S	S	I	E	Y	P	B	D	I	T
B	O	L	O	Z	L	T	F	F	R	N	H	A
H	J	M	Q	U	E	S	P	V	G	E	D	P
T	F	I	A	F	C	I	T	E	B	C	A	R
P	G	O	A	S	S	L	E	I	N	T	L	M
K	C	S	T	L	E	B	T	A	E	S	J	K
V	E	T	X	W	L	L	A	R	T	E	Y	T
S	R	O	U	T	O	P	S	L	O	O	K	B
T	M	P	E	L	H	T	R	A	F	F	I	C


- 1) safety
- 2) look
- 3) listen
- 4) stop
- 5) road

- 6) cross
- 7) car
- 8) helmet
- 9) seatbelt
- 10) traffic

# Word search



Try to find the words below



1) footbridge

2) zebra crossing

3) subway

4) pelican crossing

5) traffic lights

6) police officer

7) look

8) pavement

9) motorcycle

10) listen

11) van

12) lorry

13) think

14) car

15) bus

16) speed



17) taxi

18) green cross code

19) traffic

# Spot the difference

Can you spot the 8 differences between picture 1 and 2 below?



1. Red man lit
2. Cloud missing
3. Fence post missing
4. Boy's hair colour
5. Boy's shoe colour
6. Shadow under boy
7. Drain in road
8. White lines on road

# Know your Road Signs

Colour in the road signs the way they should look, then use the Word Bank to name each sign.




H U M P  
B A C K  
B R I D G E



M A X I M U M  
S P E E D  
L I M I T



G I V E  
W A Y



C A T T L E  
C R O S S I N G



T R A F F I C  
L I G H T S



S C H O O L  
C R O S S I N G  
P A T R O L



R O A D  
W O R K S







N O  
C Y C L I N G

## Word Bank

Maximum Speed Limit  
Cattle Crossing  
Traffic Lights  
Give Way  
Hump Back Bridge  
Road Works  
School Crossing Patrol  
No Cycling

# Safer places to play

Tick the 3 safer places to play, then write a sentence below each drawing saying why it's safe or unsafe to play there.




# Safer places to play

Are these safe places to play? Tell us what you think and why.

	Safe	Unsafe
<b>Busy street</b>	<input type="checkbox"/>	<input type="checkbox"/>
<input type="text" value="Why?"/>		
<b>Garden</b>	<input type="checkbox"/>	<input type="checkbox"/>
<input type="text" value="Why?"/>		
<b>Park/skate park</b>	<input type="checkbox"/>	<input type="checkbox"/>
<input type="text" value="Why?"/>		
<b>Building site</b>	<input type="checkbox"/>	<input type="checkbox"/>
<input type="text" value="Why?"/>		
<b>Farm yard</b>	<input type="checkbox"/>	<input type="checkbox"/>
<input type="text" value="Why?"/>		
<b>School playground</b>	<input type="checkbox"/>	<input type="checkbox"/>
<input type="text" value="Why?"/>		
<b>Railway crossing</b>	<input type="checkbox"/>	<input type="checkbox"/>
<input type="text" value="Why?"/>		
<b>Car park</b>	<input type="checkbox"/>	<input type="checkbox"/>
<input type="text" value="Why?"/>		

# Unscramble these Words



Unscramble the words below then use them to complete the sentences:

**steleatb**

seatbelt

Always wear your seatbelt

**kclob**

block

Never block the rear view mirror

**gensrat's**

stranger's

Never get into a stranger's car

**tractisd**

distract

Never distract the driver

**tenmavep**

pavement

Always get out on the pavement side, if possible

**peno**

open

Never open the car door when the car is moving

**rowth**

throw

Never throw anything out of the car window

Name: \_\_\_\_\_

Class: \_\_\_\_\_

# Match the Words

Draw a line from the word in column A to the matching word in Column B like the example for seat belt.

Column A	Column B
Seat	Crossing
Puffin	way
Crossing	Crossing
Pelican	belt
Sub	Patrol
Blind	about
Cycle	spot
Green Cross	bump
Motor	Code
Speed	lane
Round	cycle
Traffic	Officer
Speed	lights
Police	camera





# Know your bike

See if you can name the parts of the bike then answer the questions about looking after your bike.



H A N D L E B A R

S A D D L E

B R A K E  
L E V E R

R E F L E C T O R

T Y R E

C H A I N

P E D A L

**Before going out on your bike, you should always carry out these safety checks:**

- A:** Air - check your tyres are inflated and have good tread
- B:** Brakes - check your brakes work and are in good order
- C:** Chain - is it lubricated?
- D:** Drop - drop your bike from a height of 6cm and catch, listening for the sound of loose nuts

# How can we improve our environment?

Too many vehicles on our roads can cause damage to the environment.

## How can we improve this?

Have a look at the 2 pictures below and see if you can answer the question at the end.

**50 children travel individually by car to school on Monday**



**The same children travel on a bus to school on Tuesday**



**How many vehicles does this remove from the road?**



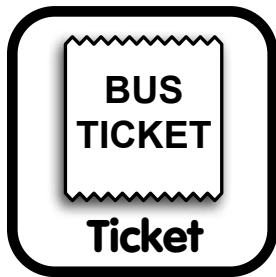
**...watch out for traffic  
when getting out of  
cars or buses**

**Answer:** 49

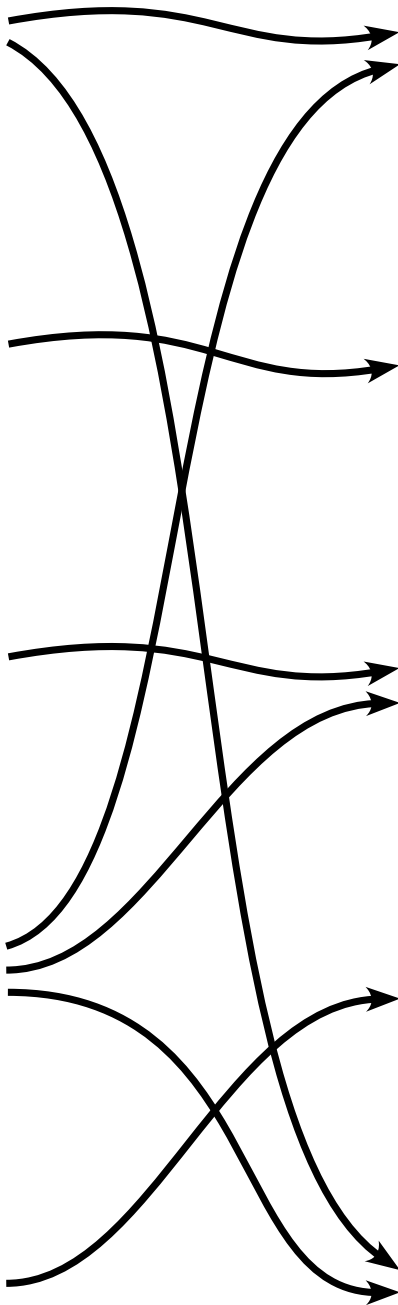


# Match the Words

Lets match the items in **column A** to the excellent ways to travel in **Column B**.

## Column A



## Column B



# Travelling to & from School

Travelling to and from school is a great opportunity for us to be active. Walking part or all of our journey can help us to be healthy. Using public transport is also a good way to travel as it can reduce the amount of traffic on the road which helps improve the local environment.

The word bank contains active ways to travel, and ways to travel that are better for the world around us. **When you find the words write them below their picture.**

## WORDBANK

TCEOSRO

NRAIT

LCEYBCI

AKWL

USB



BUS



BICYCLE



WALK



SCOOTER



TRAIN